



EGR-2B EVO



Automatic group for rolled bread

EGR-2B Evo automatic group is a machine suitable for bread-making dough, composed of a rotary divider, a first moulder, a rest belt, a second turnable moulder and a long loaf moulding device that, through various sequences and combinations while processing, are able to provide all kinds of traditional shapes related to rolled bread ("banana", "mantovane", "filoncini", "biove", "maggiolini" and so on) as well as rolled and long loaves up to 480 mm. Additionally, the application of UL option, i.e. "conveyor belt with delivery on the side", allows the pieces of dough to be collected before moulding or enables the group to be combined with conical and screw rounder. Both feeding conveyor belt, lowered to a height of 1045 mm to facilitate loading of dough, and powered conveyor belt to collect pieces of dough while being delivered from the second moulder, make the use of the machine group further more ergonomic and comfortable.

Standard features

- Steel structural frame on casters.
- Double painted anti-corrosion cycle and epoxy powder-coated outer paneling (suitable for food contact).
- 24 Volt low voltage electric control panel.
- Feeding conveyor belt, 1045 mm high, moving forward automatically, with self-adjustable system for dough loading at the head of divider and controlled by an electromagnetic detector to prevent any clogging up.
- Divider head with dividing system through rotating blades and suitable for processing single or double pieces. A particularly reliable mechanics allows the dough pieces not only to vary in length and thickness but also to be made in a wide variety of shapes.
- Conveyor belts widening out on delivery of divider to adjust 1- or 2-way output.
- Quality and reliability of mechanical components, along with accurate processing and assembling, assure constant output and precision of dough piece weight.
- Teflon-coated stainless steel blades, easy to change for a 1- or 2-way work processing and assuring a degree of precision while cutting and then dividing dough pieces.
- First 4-cylinder moulder with stainless steel tray for collecting dough pieces, second turnable 3-cylinder moulder with collecting conveyor belt and powered independently.
- Available working width: 460mm to allow a 2-way processing and avoid any possible contact between dough pieces.
- Double anti-waste device on both moulders, adjustable through micrometric steering for better rolling up of larger or dry dough pieces.

- Stop device of upper conveyor belt in both moulders; in deactivating the rolling up process, a simple rolling of dough pieces is allowed.
- Long loaf moulding belt with adjustable pressing device incorporated in the machine to extend dough pieces after passing from first moulder and to shape long rolled loaves up to 480 mm.

Options

- UL conveyor belt for delivery on the side, placed between head and first moulder, suitable for dough pieces to be collected by-passing the stage of moulding.

Control panel

- EGR-2B Evo group is standard equipped with an electronic control panel, controlled by a microprocessor. Once selected the 1- or 2-way system of cut and thickness of dough pieces, both weight and hourly output of dough pieces (values shown on display) are to be set by the operator through a digital keyboard. Working speed and length of dough pieces are set automatically by the microprocessor. Adjustment function of dough piece weight to compensate slight +/- weight deviations, due to a variation of dough specific weight during processing, is also included in the electronic control panel. Value of +/- correction shown on display.
- Double start/stop controls of the divider placed at the exit of second moulder.



Electronic control panel

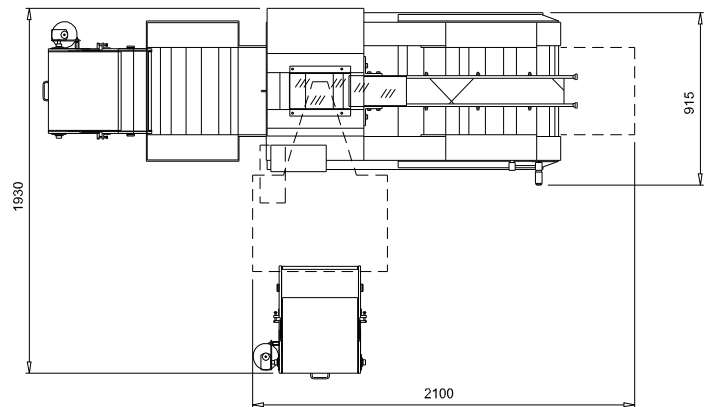
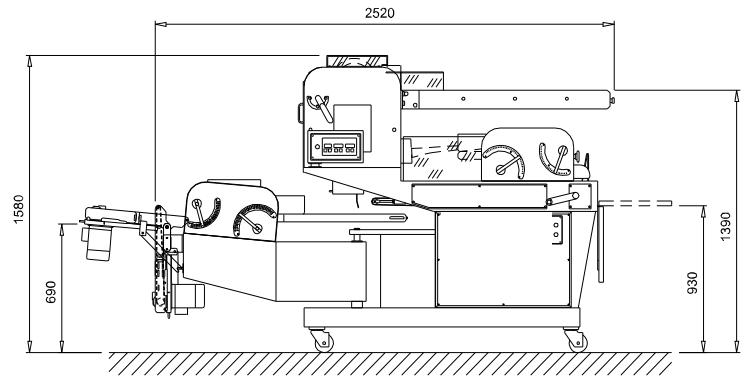
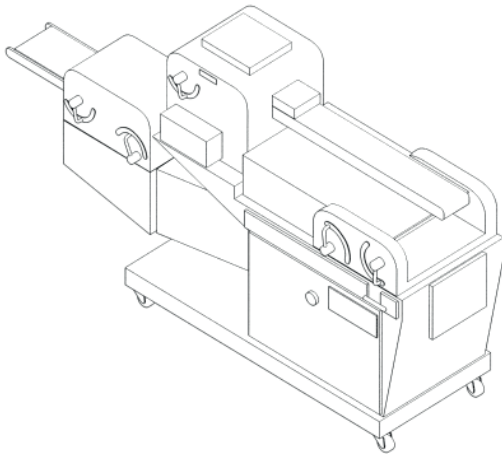
MODELS

EGR-2B EVO	Standard automatic group
EGR-2B EVO + UL	Automatic group with option of delivery on the side



GRUPPO AUTOMATICO PER PANE AVVOLTO EGR-2B EVO

EGR-2B EVO AUTOMATIC GROUP FOR ROLLED BREAD



Properties of Esmach Ali Group S.r.l. - reproduction prohibited

PRESTAZIONI/PERFORMANCES	Peso min.*/ Min. weight *	Peso max.*/ Max. weight *	* Le pezzature min/max vengono fornite a titolo puramente indicativo e possono variare a seconda del metodo di lavorazione e del peso specifico della pasta/ * Min/max weight of dough pieces are purely approximate and they may vary depending on the processing method and the specific weight of the dough
Pezzature singole/ Single dough pieces	50 g	1200 g	
Pezzature doppie/ Double dough pieces	25 g	600 g	
Produttività massima riferita alle piccole pezzature (pezzi/ora)/ Max hourly output referred to double dough pieces (pieces/hour)	8000		

DATI TECNICI - TECHNICAL FEATURES		
POTENZA INSTALLATA CON UL / INSTALLED POWER WITH SIDE EXIT	kW	4,95
POTENZA MAX ASSORBITA CON UL / MAX ABSORBED POWER WITH SIDE EXIT	kW	3,3
POTENZA MAX ASSORBITA SENZA UL / MAX ABSORBED POWER WITH SIDE EXIT	kW	4,77
MASSA / MASS	kg	795
VOLUME IMBALLO / PACKING VOLUME	m ³	5
CONNESSIONE ELETTRICA / PLUG COUPLING		3PH+Gr+N